

# MyPRC Patient Portal

Everything you need to know

## Quick Facts

myPRC Patient Portal provides electronic access to all your reports and scan images held by Perth Radiological Clinic. Parents or guardians can establish accounts for children who are younger than 14 years old. Authorised representatives can establish accounts for other adults.

## Benefits of myPRC

myPRC Patient Portal makes accessing your scan images and reports so much more convenient and easy.

- ✓ No more CDs or scan films.
- ✓ Share your images with loved ones easily from myPRC Patient Portal.
- ✓ Make your images available for review by other doctors and health professionals.
- ✓ Help our environment by reducing necessary waste from printed film.

## Accessing myPRC

You can request access to myPRC at 'myPRC.online patient-portal' or when visiting your local Perth Radiological Clinic. When you request access, we will send an email providing you with a web-page link where you can activate your account. An Activation Code will also be provided, by text if the request was made online, or on a print-out in a clinic.

## A couple of things to note for a trouble-free activation:

- Follow the three activation steps outlined in this brochure.
- Ensure your password meets the five specified password criteria. As each criterion is met it will highlight.
- Activation codes expire after one week. So don't wait too long to activate your account. If your code has expired, request a new activation code or for assistance with your activation visit PRCs website, [myPRC.online/patient-portal](http://myPRC.online/patient-portal)

## Your privacy matters to us

myPRC is covered by Perth Radiological Clinic's Privacy Policy. We do not disclose your information to anyone else unless required or permitted by law. To maintain your privacy it is important not to disclose or share your password. For information about our privacy policy please visit [perthradclinic.com.au/patients/your-privacy/](http://perthradclinic.com.au/patients/your-privacy/)

## Questions

### When will I be able to see my reports and images?

Images will be available on the day of exam if your myPRC portal account is active. Your report will generally be available 7 days after being finalised.

### Where can I find more information about myPRC?

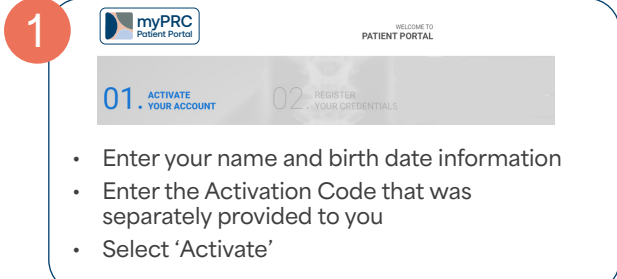
Visit 'myPRC.online/patient-portal' where you will find a range of information.



## Activate your myPRC account

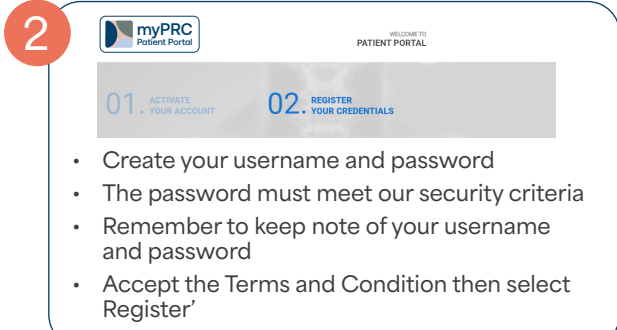
Follow the link that was emailed to you then complete these 3 easy steps.

**1**



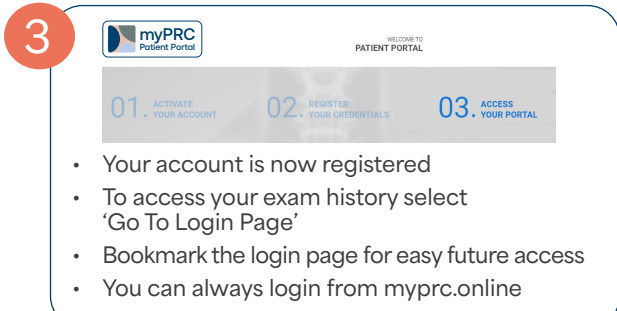
- Enter your name and birth date information
- Enter the Activation Code that was separately provided to you
- Select 'Activate'

**2**



- Create your username and password
- The password must meet our security criteria
- Remember to keep note of your username and password
- Accept the Terms and Condition then select Register'

**3**



- Your account is now registered
- To access your exam history select 'Go To Login Page'
- Bookmark the login page for easy future access
- You can always login from myprc.online

## Why isn't my account activating?

Your account activation code will expire after one week. If your activation code has expired you can request a new code by visiting your nearest Perth Radiological Clinic.

## Can I get more information about myPRC?

More information about myPRC Patient Portal can be found at our website [myPRC.online/patient-portal](http://myPRC.online/patient-portal)